




The Natural World

1. Solve the anagrams of the words of the pictures. Then use the letters in the circles to make a new word that is related to all of the words in the double puzzle.



WODO

			○
--	--	--	---

SATMUINON

								○
--	--	--	--	--	--	--	--	---

REALTFWLA

							○	
--	--	--	--	--	--	--	---	--

LEFSID

--	--	--	--	--	--

LAEK

--	--	--	--

SYMPAIDR

○							
---	--	--	--	--	--	--	--

CEAV

	○		
--	---	--	--

HABCE

			○	
--	--	--	---	--

NOCVLOA

					○	
--	--	--	--	--	---	--

VIRRE


			○	
--	--	--	---	--

DAINSL

			○		
--	--	--	---	--	--

AES

○		
---	--	--



--	--	--	--	--	--	--	--	--	--

